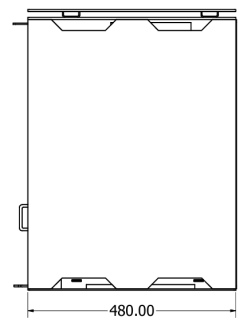
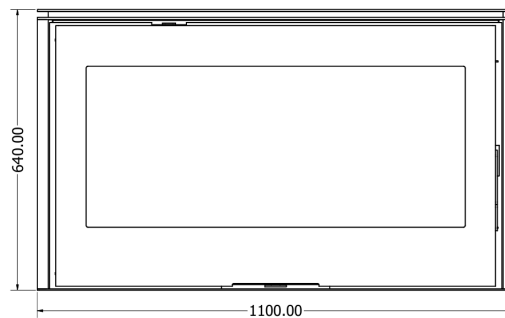
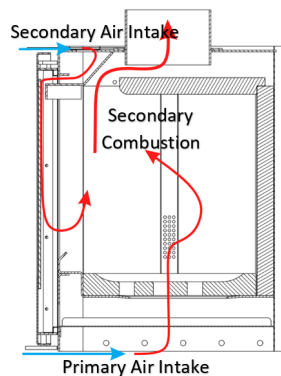


1100 Van Gogh Convection Box

The Van Gogh Convection Box is a true blend of versatility and practicality, designed to adapt to your home's unique layout. Whether positioned on top of a lintel or set within an opening between two walls, it transforms any space into a warm and inviting haven. This convection box isn't just about looks—it's built to deliver consistent, efficient heating while creating a cozy ambiance. Its adaptable placement options make it a standout choice for those looking to enhance their living space.



	22 kW
	320m ³
	178kg
	1100mm
	640mm
	480mm
	180mm
	84%



The Van Gogh Convection Box boasts a dual intake system, featuring a primary and secondary intake. The primary intake ensures airflow directly from the bottom grate and side vents. Air enters the unit's outer box at the top, where it's heated by convection from the combustion chamber. This heated air then passes through the controllable vent over the glass, serving as an air-wash system. Not only does this keep the viewing glass free of soot, but it also delivers preheated air back to the combustion chamber, enhancing overall efficiency.